

Prepared for:

Transdermal Patch
MARYS NUTRITIONALS


Batch ID or Lot Number: 1202	Test: Potency	Reported: 8/12/21	Location: 3251 N Revere Street Suite 200 Aurora, CO 80011
--	-------------------------	-----------------------------	---


Matrix: Unit	Test ID: T000155589	Started: 8/9/21	USDA License: N/A
-----------------	------------------------	--------------------	----------------------

Status: N/A	Method: TM14 (HPLC-DAD): Potency - Full Spectrum Analysis, 0.3% THC (Colorado Panel)	Received: 08/05/2021 @ 08:56 AM	Sampler ID: N/A
----------------	---	------------------------------------	--------------------

CANNABINOID PROFILE

Compound	LOD (mg)	LOQ (mg)	Result (mg)	Result (mg/g)	Notes
Delta 9-Tetrahydrocannabinolic acid (THCA-A)	0.035	0.105	ND	ND	# of Servings = 1 Sample Weight=0.66g
Delta 9-Tetrahydrocannabinol (Delta 9THC)	0.039	0.118	ND	ND	
Cannabidiolic acid (CBDA)	0.043	0.127	ND	ND	
Cannabidiol (CBD)	0.042	0.124	22.399	33.95	
Delta 8-Tetrahydrocannabinol (Delta 8THC)	0.043	0.130	ND	ND	
Cannabinolic Acid (CBNA)	0.025	0.075	ND	ND	
Cannabinol (CBN)	0.011	0.034	0.049	0.07	
Cannabigerolic acid (CBGA)	0.036	0.109	ND	ND	
Cannabigerol (CBG)	0.009	0.026	1.351	2.05	
Tetrahydrocannabivarinic Acid (THCVA)	0.031	0.092	ND	ND	
Tetrahydrocannabivarin (THCV)	0.008	0.024	0.016*	0.02*	
Cannabidivarinic Acid (CBDVA)	0.018	0.053	ND	ND	
Cannabidivarin (CBDV)	0.010	0.029	0.337	0.51	
Cannabichromenic Acid (CBCA)	0.014	0.042	ND	ND	
Cannabichromene (CBC)	0.015	0.046	0.017*	0.03*	
Total Cannabinoids			24.169	36.64	
Total Potential THC**			ND	ND	
Total Potential CBD**			22.399	33.95	


 Taylor Brevik
 12-Aug-2021
 01:27 PM


 Ryan Weems
 12-Aug-21
 1:29 PM

PREPARED BY / DATE

APPROVED BY / DATE

Definitions

% = % (w/w) = Percent (Weight of Analyte / Weight of Product)

* Indicates a value below the Limit of Quantitation (LOQ) and above the Limit of Detection (LOD).

** Total Potential THC/CBD is calculated using the following formulas to take into account the loss of a carboxyl group during decarboxylation step.

Total THC = THC + (THCa *(0.877)) and

Total CBD = CBD + (CBDa *(0.877))

Total Cannabinoids result reflects the absolute sum of all cannabinoids detected.

ND = None Detected (Defined by Dynamic Range of the method)

Testing results are based solely upon the sample submitted to Botanacor Laboratories, LLC, in the condition it was received. Botanacor Laboratories, LLC warrants that all analytical work is conducted professionally in accordance with all applicable standard laboratory practices using validated methods. Data was generated using an unbroken chain of comparison to NIST traceable Reference Standards and Certified Reference Materials. This report may not be reproduced, except in full, without the written approval of Botanacor Laboratories, LLC.



CDPHE Certified



Certificate #4329.02

Prepared for:

MARYS NUTRITIONALS
Transdermal Patch

Batch ID or Lot Number: 1202	Test: Metals	Reported: 8/23/21	Location: 3251 N Revere Street Suite 200 Aurora, CO 80011
Matrix: Other	Test ID: T000155592	Started: 8/10/21	USDA License: N/A
Status: N/A	Method: TM19 (ICP-MS): Heavy Metals (Colorado Panel)	Received: 08/05/2021 @ 08:56 AM	Sampler ID: N/A

HEAVY METALS DETERMINATION

Compound	Dynamic Range (ppm)	Result (ppm)	Notes
Arsenic	0.045 - 4.50	ND	Revised certificate to reflect correct Dynamic Range and Results units of measurement (ppb to ppm). ppm is the correct unit of measurement and there are no changes to numerical results.
Cadmium	0.047 - 4.71	ND	
Mercury	0.045 - 4.50	ND	
Lead	0.045 - 4.49	ND	


 Ryan Weems
 23-Aug-21
 12:41 PM

PREPARED BY / DATE


 Ryan Weems
 23-Aug-21
 12:53 PM

APPROVED BY / DATE

Definitions

ND = None Detected (Defined by Dynamic Range of the method)

Testing results are based solely upon the sample submitted to Botanacor Laboratories, LLC, in the condition it was received. Botanacor Laboratories, LLC warrants that all analytical work is conducted professionally in accordance with all applicable standard laboratory practices using validated methods. Data was generated using an unbroken chain of comparison to NIST traceable Reference Standards and Certified Reference Materials. This report may not be reproduced, except in full, without the written approval of Botanacor Laboratories, LLC.



CDPHE Certified



Certificate #4329.02


Prepared for:


MARYS NUTRITIONALS
Transdermal Patch

Batch ID or Lot Number: 1202	Test: Microbial Contaminants	Reported: 8/9/21	Location: 3251 N Revere Street Suite 200 Aurora, CO 80011
Matrix: General / Other	Test ID: T000155591	Started: 8/5/21	USDA License: N/A
Status: N/A	Methods: TM25 (qPCR) TM24, TM26, TM27(Culture Plating): Microbial (Colorado Panel)	Received: 08/05/2021 @ 08:56 AM	Sampler ID: N/A

MICROBIAL CONTAMINANTS DETERMINATION

Contaminant	Method	LOD	LLOQ	ULOQ	Result	Notes
Total Aerobic Count*	TM-26, Culture Plating	10 ² CFU/g	10 ³ CFU/g	1.5x10 ⁵ CFU/g	None Detected	Free from visual mold, mildew, and foreign matter
Total Coliforms*	TM-27, Culture Plating	10 ² CFU/g	10 ² CFU/g	1.5x10 ⁴ CFU/g	None Detected	
Total Yeast and Mold*	TM-24, Culture Plating	10 ² CFU/g	10 ² CFU/g	1.5x10 ⁴ CFU/g	None Detected	
E. coli (STEC)	TM-25, PCR	1 CFU/25 g	NA	NA	Absent	
Salmonella	TM-25, PCR	1 CFU/25 g	NA	NA	Absent	


 Brianne Maillot
 8/9/2021
 12:48:00 PM


 Jackson Osaghae-Nosa
 8/9/2021
 2:50:00 PM

PREPARED BY / DATE

APPROVED BY / DATE

Definitions

LOD = Limit of Detection | LLOQ = Lower Limit of Quantitation | ULOQ = Upper Limit of Quantitation

 CFU/g = Colony Forming Units per Gram | STEC = Shiga Toxin-Producing *E. coli*

* Values recorded in scientific notation, a common microbial practice of expressing numbers that are too large to be conveniently written in decimal form.

Examples: 10² = 100 CFU
 10³ = 1,000 CFU
 10⁴ = 10,000 CFU
 10⁵ = 100,000 CFU

Testing results are based solely upon the sample submitted to Botanacor Laboratories, LLC, in the condition it was received. Botanacor Laboratories, LLC warrants that all analytical work is conducted professionally in accordance with all applicable standard laboratory practices using validated methods. Data was generated using an unbroken chain of comparison to NIST traceable Reference Standards and Certified Reference Materials. This report may not be reproduced, except in full, without the written approval of Botanacor Laboratories, LLC.



CDPHE Certified



Certificate #4329.02


Prepared for:

MARYS NUTRITIONALS
Transdermal Patch


Batch ID or Lot Number: 1202	Test: Mycotoxins	Reported: 8/12/21	Location: 3251 N Revere Street Suite 200 Aurora, CO 80011
Matrix: Concentrate	Test ID: T000155594	Started: 8/11/21	USDA License: N/A
Status: N/A	Method: TM18 (UHPLC-QQQ LCMS/MS): Mycotoxins (Colorado Panel)	Received: 08/05/2021 @ 08:56 AM	Sampler ID: N/A

MYCOTOXIN DETERMINATION

Compound	Dynamic Range (ppb)	Result (ppb)	Notes
Ochratoxin A	5.1 - 135.6	ND	N/A
Aflatoxin B1	1 - 35.1	ND	
Aflatoxin B2	1 - 34.3	ND	
Aflatoxin G1	0.9 - 34.5	ND	
Aflatoxin G2	1.1 - 33.3	ND	
Total Aflatoxins (B1, B2, G1, and G2)		ND	


 Taylor Brevik
 12-Aug-21
 2:47 PM

PREPARED BY / DATE


 Sam Smith
 12-Aug-21
 2:50 PM

APPROVED BY / DATE

Definitions

ND = None Detected (Defined by Dynamic Range of the method)

Testing results are based solely upon the sample submitted to Botanacor Laboratories, LLC, in the condition it was received. Botanacor Laboratories, LLC warrants that all analytical work is conducted professionally in accordance with all applicable standard laboratory practices using validated methods. Data was generated using an unbroken chain of comparison to NIST traceable Reference Standards and Certified Reference Materials. This report may not be reproduced, except in full, without the written approval of Botanacor Laboratories, LLC.



CDPHE Certified



Certificate #4329.02

Prepared for:


Transdermal Patch

MARYS NUTRITIONALS

Batch ID or Lot Number: 1202	Test: Residual Solvents	Reported: 8/11/21	Location: 3251 N Revere Street Suite 200 Aurora, CO 80011
Matrix: N/A	Test ID: T000155593	Started: 8/10/21	USDA License: N/A
Status: N/A	Methods: TM04 (GC-MS): Residual Solvents (Colorado Panel)	Received: 08/05/2021 @ 08:56 AM	Sampler ID: N/A

RESIDUAL SOLVENTS DETERMINATION

Solvent	Dynamic Range (ppm)	Result (ppm)	Notes
Propane	86 - 1710	*ND	
Butanes (Isobutane, n-Butane)	162 - 3241	*ND	
Methanol	62 - 1243	*ND	
Pentane	90 - 1803	*ND	
Ethanol	89 - 1778	>1778	
Acetone	99 - 1975	*ND	
Isopropyl Alcohol	108 - 2167	>2167	
Hexane	6 - 122	*ND	
Ethyl Acetate	99 - 1983	>1983	
Benzene	0 - 4	*ND	
Heptanes	95 - 1900	>1900	
Toluene	18 - 360	*ND	
Xylenes (m,p,o-Xylenes)	132 - 2645	*ND	

 Sam Smith
11-Aug-21
1:51 PM

 Ryan Weems
11-Aug-21
1:53 PM

PREPARED BY / DATE

APPROVED BY / DATE

Definitions

* ND = None Detected (Defined by Dynamic Range of the method)

Testing results are based solely upon the sample submitted to Botanacor Laboratories, LLC, in the condition it was received. Botanacor Laboratories, LLC warrants that all analytical work is conducted professionally in accordance with all applicable standard laboratory practices using validated methods. Data was generated using an unbroken chain of comparison to NIST traceable Reference Standards and Certified Reference Materials. This report may not be reproduced, except in full, without the written approval of Botanacor Laboratories, LLC.



CDPHE Certified



Certificate #4329.02

Prepared for:

Transdermal Patch
MARYS NUTRITIONALS

Batch ID or Lot Number: 1202	Test: Pesticides	Reported: 8/11/21	Location: 3251 N Revere Street Suite 200 Aurora, CO 80011
--	----------------------------	-----------------------------	---

Matrix: Concentrate	Test ID: T000155590	Started: 8/10/21	USDA License: N/A
------------------------	------------------------	---------------------	----------------------

Status: N/A	Method: TM17(LC-QQQ LC MS/MS):	Received: 08/05/2021 @ 08:56 AM	Sampler ID: N/A
----------------	-----------------------------------	------------------------------------	--------------------

PESTICIDE DETERMINATION

Compound	LOQ (ppm)	Result (ppm)	Compound	LOQ (ppm)	Result (ppm)	Compound	LOQ (ppm)	Result (ppm)
Acephate	54	ND	Fenoxycarb	54	ND	Paclobutrazol	54	ND
Acetamiprid	54	ND	Fipronil	54	ND	Permethrin	324	ND
Avermectin	324	ND	Flonicamid	54	ND	Phosmet	54	ND
Azoxystrobin	54	ND	Fludioxonil	324	ND	Prophos	324	ND
Bifenazate	54	ND	Hexythiazox	54	ND	Propoxur	54	ND
Boscalid	54	ND	Imazalil	324	ND	Pyridaben	324	ND
Carbaryl	54	ND	Imidacloprid	54	ND	Spinosad A	54	ND
Carbofuran	54	ND	Kresoxim-methyl	150	ND	Spinosad D	324	ND
Chlorantraniliprole	54	ND	Malathion	324	ND	Spiromesifen	324	ND
Chlorpyrifos	500	ND	Metalaxyl	54	ND	Spirotetramat	324	ND
Clofentezine	324	ND	Methiocarb	54	ND	Spiroxamine 1	54	ND
Diazinon	324	ND	Methomyl	54	ND	Spiroxamine 2	54	ND
Dichlorvos	324	ND	MGK 264 1	324	ND	Tebuconazole	324	ND
Dimethoate	54	ND	MGK 264 2	324	ND	Thiacloprid	54	ND
E-Fenpyroximate	324	ND	Myclobutanil	54	ND	Thiamethoxam	54	ND
Etofenprox	54	ND	Naled	54	ND	Trifloxystrobin	54	ND
Etoxazole	324	ND	Oxamyl	1500	ND			


 Taylor Brevik
 8/11/2021
 4:08:00 PM


 Sam Smith
 8/11/2021
 4:11:00 PM

PREPARED BY / DATE

APPROVED BY / DATE

Definitions

LOQ = Limit of Quantification
 ppb = Parts per Billion

Testing results are based solely upon the sample submitted to Botanacor Laboratories, LLC, in the condition it was received. Botanacor Laboratories, LLC warrants that all analytical work is conducted professionally in accordance with all applicable standard laboratory practices using validated methods. Data was generated using an unbroken chain of comparison to NIST traceable Reference Standards and Certified Reference Materials. This report may not be reproduced, except in full, without the written approval of Botanacor Laboratories, LLC.



Certificate #4329.02

LOT NUMBER	
BRAND	Mary's Nutritionals
PRODUCT NAME	#) h
DATE OF MANUFACTURE	07/ /2021
EXPIRATION DATE	07/ /2023