

Prepared for:

Transdermal Patch
MARYS NUTRITIONALS


Batch ID or Lot Number: 1241	Test: Potency	Reported: 9/10/21	Location: 3251 N Revere Street Suite 200 Aurora, CO 80011
--	-------------------------	-----------------------------	---


Matrix: Unit	Test ID: T000161501	Started: 9/9/21	USDA License: N/A
-----------------	------------------------	--------------------	----------------------

Status: N/A	Method: TM14 (HPLC-DAD): Potency - Full Spectrum Analysis, 0.3% THC (Colorado Panel)	Received: 09/03/2021 @ 09:21 AM	Sampler ID: N/A
----------------	---	------------------------------------	--------------------

CANNABINOID PROFILE

Compound	LOD (mg)	LOQ (mg)	Result (mg)	Result (mg/g)	Notes
Delta 9-Tetrahydrocannabinolic acid (THCA-A)	0.036	0.103	ND	ND	# of Servings = 1 Sample Weight=0.662g
Delta 9-Tetrahydrocannabinol (Delta 9THC)	0.040	0.116	ND	ND	
Cannabidiolic acid (CBDA)	0.042	0.135	ND	ND	
Cannabidiol (CBD)	0.041	0.132	21.459	32.43	
Delta 8-Tetrahydrocannabinol (Delta 8THC)	0.044	0.128	ND	ND	
Cannabinolic Acid (CBNA)	0.025	0.073	ND	ND	
Cannabinol (CBN)	0.012	0.034	0.072	0.11	
Cannabigerolic acid (CBGA)	0.037	0.107	ND	ND	
Cannabigerol (CBG)	0.009	0.026	2.083	3.15	
Tetrahydrocannabivarinic Acid (THCVA)	0.032	0.091	ND	ND	
Tetrahydrocannabivarin (THCV)	0.008	0.023	ND	ND	
Cannabidivarinic Acid (CBDVA)	0.018	0.056	ND	ND	
Cannabidivarin (CBDV)	0.010	0.031	0.081	0.12	
Cannabichromenic Acid (CBCA)	0.014	0.041	ND	ND	
Cannabichromene (CBC)	0.016	0.045	0.022*	0.03*	
Total Cannabinoids			23.717	35.84	
Total Potential THC**			ND	ND	
Total Potential CBD**			21.459	32.43	


 Ryan Weems
 10-Sep-2021
 06:01 PM


 Daniel Weidensaul
 10-Sep-21
 6:07 PM

PREPARED BY / DATE

APPROVED BY / DATE

Definitions

% = % (w/w) = Percent (Weight of Analyte / Weight of Product)

* Indicates a value below the Limit of Quantitation (LOQ) and above the Limit of Detection (LOD).

** Total Potential THC/CBD is calculated using the following formulas to take into account the loss of a carboxyl group during decarboxylation step.

$$\text{Total THC} = \text{THC} + (\text{THCa} * (0.877)) \text{ and}$$

$$\text{Total CBD} = \text{CBD} + (\text{CBDa} * (0.877))$$

Total Cannabinoids result reflects the absolute sum of all cannabinoids detected.

ND = None Detected (Defined by Dynamic Range of the method)

Testing results are based solely upon the sample submitted to Botanacor Laboratories, LLC, in the condition it was received. Botanacor Laboratories, LLC warrants that all analytical work is conducted professionally in accordance with all applicable standard laboratory practices using validated methods. Data was generated using an unbroken chain of comparison to NIST traceable Reference Standards and Certified Reference Materials. This report may not be reproduced, except in full, without the written approval of Botanacor Laboratories, LLC.



CDPHE Certified



Certificate #4329.02

Prepared for:

Transdermal Patch
MARYS NUTRITIONALS

Batch ID or Lot Number: 1241	Test: Microbial Contaminants	Reported: 9/7/21	Location: 3251 N Revere Street Suite 200 Aurora, CO 80011
Matrix: Finished Product	Test ID: T000161502	Started: 9/3/21	USDA License: N/A
Status: N/A	Methods: TM25 (qPCR) TM24, TM26, TM27(Culture Plating): Microbial (Colorado Panel)	Received: 09/03/2021 @ 09:21 AM	Sampler ID: N/A

MICROBIAL CONTAMINANTS DETERMINATION

Contaminant	Method	LOD	LLOQ	ULOQ	Result	Notes
Total Aerobic Count*	TM-26, Culture Plating	10 ² CFU/g	10 ³ CFU/g	1.5x10 ⁵ CFU/g	None Detected	Free from visual mold, mildew, and foreign matter
Total Coliforms*	TM-27, Culture Plating	10 ² CFU/g	10 ² CFU/g	1.5x10 ⁴ CFU/g	None Detected	
Total Yeast and Mold*	TM-24, Culture Plating	10 ² CFU/g	10 ² CFU/g	1.5x10 ⁴ CFU/g	None Detected	
E. coli (STEC)	TM-25, PCR	1 CFU/25 g	NA	NA	Absent	
Salmonella	TM-25, PCR	1 CFU/25 g	NA	NA	Absent	



 Carly Bader
 9/7/2021
 11:33:00 AM



 Tori King
 9/7/2021
 12:22:00 PM

PREPARED BY / DATE

APPROVED BY / DATE

Definitions

LOD = Limit of Detection | LLOQ = Lower Limit of Quantitation | ULOQ = Upper Limit of Quantitation

 CFU/g = Colony Forming Units per Gram | STEC = Shiga Toxin-Producing *E. coli*

* Values recorded in scientific notation, a common microbial practice of expressing numbers that are too large to be conveniently written in decimal form.

 Examples:
 10² = 100 CFU
 10³ = 1,000 CFU
 10⁴ = 10,000 CFU
 10⁵ = 100,000 CFU

Testing results are based solely upon the sample submitted to Botanacor Laboratories, LLC, in the condition it was received. Botanacor Laboratories, LLC warrants that all analytical work is conducted professionally in accordance with all applicable standard laboratory practices using validated methods. Data was generated using an unbroken chain of comparison to NIST traceable Reference Standards and Certified Reference Materials. This report may not be reproduced, except in full, without the written approval of Botanacor Laboratories, LLC.



CDPHE Certified



Certificate #4329.02


Prepared for:

MARYS NUTRITIONALS
Transdermal Patch


Batch ID or Lot Number: 1241	Test: Mycotoxins	Reported: 9/13/21	Location: 3251 N Revere Street Suite 200 Aurora, CO 80011
Matrix: Concentrate	Test ID: T000161505	Started: 9/10/21	USDA License: N/A
Status: N/A	Method: TM18 (UHPLC-QQQ LCMS/MS): Mycotoxins (Colorado Panel)	Received: 09/03/2021 @ 09:21 AM	Sampler ID: N/A

MYCOTOXIN DETERMINATION

Compound	Dynamic Range (ppb)	Result (ppb)	Notes
Ochratoxin A	1.9 - 128.1	ND	N/A
Aflatoxin B1	1 - 33.5	ND	
Aflatoxin B2	1 - 33.3	ND	
Aflatoxin G1	1 - 33.1	ND	
Aflatoxin G2	1 - 32.5	ND	
Total Aflatoxins (B1, B2, G1, and G2)		ND	


 Sam Smith
 13-Sep-21
 6:13 AM

PREPARED BY / DATE


 Alex Smith
 13-Sep-21
 7:07 AM

APPROVED BY / DATE

Definitions

ND = None Detected (Defined by Dynamic Range of the method)

Testing results are based solely upon the sample submitted to Botanacor Laboratories, LLC, in the condition it was received. Botanacor Laboratories, LLC warrants that all analytical work is conducted professionally in accordance with all applicable standard laboratory practices using validated methods. Data was generated using an unbroken chain of comparison to NIST traceable Reference Standards and Certified Reference Materials. This report may not be reproduced, except in full, without the written approval of Botanacor Laboratories, LLC.



CDPHE Certified



Certificate #4329.02


Prepared for:

MARYS NUTRITIONALS
Transdermal Patch


Batch ID or Lot Number: 1241	Test: Metals	Reported: 9/10/21	Location: 3251 N Revere Street Suite 200 Aurora, CO 80011
Matrix: Unit Co	Test ID: T000161503	Started: 9/8/21	USDA License: N/A
Status: N/A	Method: TM19 (ICP-MS); Heavy Metals (Colorado Panel)	Received: 09/03/2021 @ 09:21 AM	Sampler ID: N/A

HEAVY METALS DETERMINATION

Compound	Dynamic Range (ppm)	Result (ppm)	Notes
Arsenic	0.048 - 4.85	ND	
Cadmium	0.047 - 4.66	ND	
Mercury	0.045 - 4.47	ND	
Lead	0.047 - 4.72	ND	


 Daniel Weidensaul
 10-Sep-21
 12:51 PM

PREPARED BY / DATE


 Ryan Weems
 10-Sep-21
 12:53 PM

APPROVED BY / DATE

Definitions

ND = None Detected (Defined by Dynamic Range of the method)

Testing results are based solely upon the sample submitted to Botanacor Laboratories, LLC, in the condition it was received. Botanacor Laboratories, LLC warrants that all analytical work is conducted professionally in accordance with all applicable standard laboratory practices using validated methods. Data was generated using an unbroken chain of comparison to NIST traceable Reference Standards and Certified Reference Materials. This report may not be reproduced, except in full, without the written approval of Botanacor Laboratories, LLC.



CDPHE Certified



Certificate #4329.02

Prepared for:


Transdermal Patch


MARYS NUTRITIONALS

Batch ID or Lot Number: 1241	Test: Residual Solvents	Reported: 9/13/21	Location: 3251 N Revere Street Suite 200 Aurora, CO 80011
Matrix: N/A	Test ID: T000161504	Started: 9/10/21	USDA License: N/A
Status: N/A	Methods: TM04 (GC-MS): Residual Solvents (Colorado Panel)	Received: 09/03/2021 @ 09:21 AM	Sampler ID: N/A

RESIDUAL SOLVENTS DETERMINATION

Solvent	Dynamic Range (ppm)	Result (ppm)	Notes
Propane	75 - 1505	*ND	
Butanes (Isobutane, n-Butane)	144 - 2890	*ND	
Methanol	54 - 1076	*ND	
Pentane	80 - 1592	*ND	
Ethanol	86 - 1715	*ND	
Acetone	88 - 1756	*ND	
Isopropyl Alcohol	91 - 1826	*ND	
Hexane	5 - 106	*ND	
Ethyl Acetate	84 - 1673	*ND	
Benzene	0 - 3	*ND	
Heptanes	84 - 1682	*ND	
Toluene	16 - 316	*ND	
Xylenes (m,p,o-Xylenes)	114 - 2283	*ND	

 Sam Smith
13-Sep-21
9:56 AM

 Ryan Weems
13-Sep-21
9:58 AM

PREPARED BY / DATE

APPROVED BY / DATE

Definitions

* ND = None Detected (Defined by Dynamic Range of the method)

Testing results are based solely upon the sample submitted to Botanacor Laboratories, LLC, in the condition it was received. Botanacor Laboratories, LLC warrants that all analytical work is conducted professionally in accordance with all applicable standard laboratory practices using validated methods. Data was generated using an unbroken chain of comparison to NIST traceable Reference Standards and Certified Reference Materials. This report may not be reproduced, except in full, without the written approval of Botanacor Laboratories, LLC.



CDPHE Certified



Certificate #4329.02

LOT NUMBER	1241
BRAND	Mary's Nutritionals
PRODUCT NAME	CBD Patch
DATE OF MANUFACTURE	08/29/2021
EXPIRATION DATE	08/29/2023